



Instructions to Authors

The instructions to authors is divided in three sections

- Pre Submission information – Authors are advised to read these policies
- How to prepare manuscript – Guidelines to prepare manuscript
- Pre submission Checklist – Make sure to check it for efficient processing

1. Pre Submission Information

Current Agriculture Research Journal is an open access journal. It follows guidelines defined by:

- [COPE](#) (Committee on Publication Ethics)
- [DOAJ](#) (Directory of Open Access Journals)
- [ICMJE](#) (International Committee of Medical Journal Editors)
- [WAME](#) (World Association of Medical Editors)

We suggest authors to make themselves aware of policies on ethical publishing practices defined by the above mentioned organisations.

Current Agriculture Research Journal advises the authors to read carefully following policies:

a. Article Processing Charges

India: Rs.5900/-

Foreign: <https://www.agriculturejournal.org/article-processing-charges/>

b. Licensing / Copyright Policy:

As open access journal Current Agriculture Research Journal follows the [Creative Commons Attribution 4.0 International License](#)

c. Statement of Informed Consent

Individual participants in studies have, the right to decide what happens to the (identifiable) personal data gathered, to what they have said during a study or an interview, as well as to any photograph that was taken.

The manuscripts that include details, images, or videos relating to individual participants, written informed consent for the publication of these must be obtained from the participants (or their parent or legal guardian in the case of children under 16) and a statement to this effect should appear in the manuscript. If the participant has died, then consent for publication must be sought from the next of kin



of the participant. Documentation showing consent for publication must be made available to the Editor on request. In cases where images are entirely unidentifiable and there are no details on individuals reported within the manuscript, consent for publication of images may not be required. The final decision on whether consent to publish is required lies with the Editor.

d. Ethics in publishing

Current Agriculture Research Journal's Publication Ethics and Publication Malpractice Statement is based, in large part, on the guidelines and standards developed by the Committee on Publication Ethics (COPE). Please see:

www.agriculturejournal.org/submission/publication-ethics-and-malpractice-statement/

e. Conflict of interest

All authors are requested to disclose any conflict of interest including any financial, personal or other relationships with other people or organizations that can influence their work.

The conflict of interest is filled in a section in copyright form.

[Click here to Download Copyright form](#)

f. Declaration of Funding Sources:

Please provide the source of financial support if any in the acknowledgement section.

g. Plagiarism

By submitting articles to Current Agriculture Research Journal the author attest the following:

- I. None of the part of manuscript is plagiarized from other sources
- II. Proper reference is provided for all contents extracted from other sources

Strong action will be taken against cases of plagiarism. The journal is a member of crossref and uses iThenticate plagiarism detection tool for each article.

Read the [Journal's Plagiarism policy by clicking here](#).

h. Correction and Retraction Policy

i. Corrections

Corrections are published if the publication record is seriously affected with regard to the accuracy of published information. Corrections are published in the subsequent issue under Corrections and addendum.

ii. Retractions

Retractions are done when the main conclusion of the paper is seriously undermined.



i. Authorship Policy

Before publishing: Requests to add or remove an author, or to rearrange the author names, must be sent to the Editor from the corresponding author of the accepted manuscript and must include:

- I. Reason why the name should be added or removed
- II. Emailed confirmation from all authors that they agree with the addition, removal or rearrangement.
- III. A corrigendum will be issued if the author names are added, deleted, or rearranged in an article published online in coming issue

A declaration of contributions from individual coauthors in the preparation of the article should be submitted

j. Withdrawal Policy:

Manuscripts may be withdrawn by submitting a letter to the editorial office stating the reasons for manuscript withdrawal and submitting the signed manuscript withdrawal form.

If an author requests a withdrawal within 10 days of submission, the author is allowed to withdraw the manuscript without paying any withdrawal fee, however if authors withdraw manuscripts any time after review and acceptance, a withdrawal fee will have to be paid.

For India Rs. 1000/-

for Other countries \$50/-

2. How to Prepare Manuscript

a. General Instructions

Use MS word to prepare manuscript. Other open source word-processing software can also be used. Keep the format as per following instructions:

- I. Keep the text in single column, normal font size 12, 1.5 line space.
- II. Keep the text left aligned, do not justify the paragraph.
- III. Use the spell check and grammar check of your word processor program.
- IV. Check the quality of scanned figures. The legends should be clearly visible.
- V. Place the tables and figures in the appropriate places

b. Title

Title is important as it shows what your work is all about. Title should be:



- I. Brief and concise
- II. Do not use ‘&’ symbol and avoid using abbreviations

c. Authors Name and affiliations

Authors name should follow the Title. Name should be as:

- I. First Name Middle Name Last Name
- II. Names should not include titles
- III. Full names should be mentioned
- IV. Mention the ORCID ID for each author
- V. Affiliation should be mentioned as superscript numbers
- VI. Multiple affiliation should be mentioned as superscript multiple numbers corresponding to institutions
- VII. Corresponding author should be marked as superscript *
- VIII. Email and corresponding authors address should be mentioned following the names

Example for title, names and affiliation

Guidelines to authors for preparing manuscript

Marsha Clark Mellow¹, Minnie Van Ryder^{2*} and Ivana Ben Withew³

¹Dept. of Agricultural Sciences, City1, Country1

²Dept. of Agronomy, City2, Country1

³Dept. of Agricultural Economics, City2, Country1

Example for multiple affiliations

Marsha Clark Mellow¹, Minnie Van Ryder^{2*} and Ivana Ben Withew^{1,2}

¹Dept. of Agricultural Sciences, City1, Country1

²Dept. of Agronomy, City2, Country1

³Dept. of Agricultural Economics, City2, Country1

Corresponding Author Email: _____

Corresponding Author Address: _____

d. Abstract

Abstracts should briefly reflect all aspects of the study, as most indexing databases list mainly abstracts.

Short Communications as well as Review Articles should have an Abstract.



e. Keywords

Provide four to eight appropriate key words after abstract. Each keyword should be separated by “ , ” (Comma) or “ ; ” (semicolon)

keywords: should be arranged alphabetically with first letter of each word in capital

f. Introduction

Start immediately after the keywords, as the next paragraph.

- I. The Introduction should lead the reader to the importance of the study
- II. Should tie-up published literature with the aims of the study and clearly states the rationale behind the investigation.

g. Materials and Methods

Start as a continuation to introduction on the same page.

- I. All important materials used along with their source shall be mentioned.
- II. The main methods used shall be briefly described, citing references. New methods or substantially modified methods may be described in sufficient detail.
- III. The statistical method should be clearly stated.
- IV. Current Agriculture Research Journal prefers to publish work that has been subjected to an appropriate statistical test at one level of significance.

h. Results

All findings presented in tabular or graphical form shall be described in this section.

- I. The data should be statistically analyzed and the level of significance stated.
- II. Data that is not statistically significant need only to be mentioned in the text – no illustration is necessary.
- III. All Tables and figures must have a title or caption and a legend to make them self-explanatory.
- IV. Results section shall start after materials and methods section on the same page.

i. Discussion

This section should follow results, deal with the interpretation of results and convey how they help increase current understanding of the problem.

- I. Unsupported hypothesis should be avoided.
- II. The Discussion should state the possibilities the results uncover, that need to be further explored.



III. Results and discussion of results can also be combined under one section, Results and Discussion.

j. Conflict of Interest

All authors are requested to disclose any conflict of interest including any financial, personal or other relationships with other people or organizations that can influence their work.

k. Acknowledgements

Acknowledgement should be given before references including the funding sources

l. References

Reference style : AMA (American Medical Association)

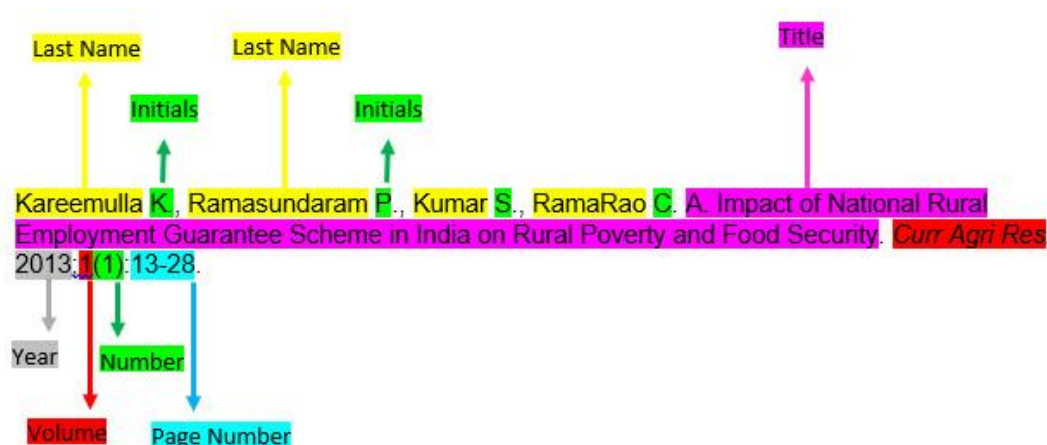
1. References should be numbered consecutively in the order in which they are first mentioned in the text (not in alphabetic order).
2. References should be cited in the text in superscripts only

Use the style of the examples below

Example: Journal article (print)

Example

Kareemulla K., Ramasundaram P., Kumar S., RamaRao C. A. Impact of National Rural Employment Guarantee Scheme in India on Rural Poverty and Food Security. *Curr Agri Res Jour*, 2015;1(1):13-28.





Reference style for different sources:

Citation Type	Format
Journal article (print)	Author(s). Title. Journal. Year;Volume(Issue):Page number(s).
Journal article (online) ¹ . With URL ² . With DOI ³ . Published ahead of print	Author(s). Title. Journal. Year;Volume(Issue):Page number(s). URL. Published date. Updated date. Accessed date.Author(s). Title. Journal. Year;Volume(Issue):Page number(s). DOI.Author(s). Title [published online ahead of print date]. Journal. Year;Volume(Issue):Page number(s). DOI.
Book chapter (print)	Chapter author(s). Chapter title. In: Book author(s) or editor(s). Book title. Volume number and title. Edition number (do not indicate 1st edition). Place of publication: Publisher; Year:Page number(s).
Book chapter (online)	Chapter author(s). Chapter title. In: Book author(s) or editor(s). Book title. Volume number and title. Edition number (do not indicate 1st edition). Place of publication: Publisher; Year:Page number(s). URL. Accessed date.
Book (print)	Book author(s) or editor(s). Book title. Volume number and title. Edition number (do not indicate 1 st edition). Place of publication: Publisher; Year.
Book (print)	Book author(s) or editor(s). Book title. Volume number and title. Edition number (do not indicate 1 st edition). Place of publication: Publisher; Year.
Book (online)	Book author(s) or editor(s). Book title. Volume number and title. Edition number (do not indicate 1 st edition). Place of publication: Publisher; Year. URL. Accessed date.
Website	Author(s). Title of item cited. Name of Web site. URL. Published date. Updated date. Accessed date.
Drug Information Database	Author(s). Title of entry. In: Title of database [database online]. Place of publication: Publisher; Year. URL. Updated date. Accessed date.
Government/ Organization Reports	Author(s). Title. Place of publication: Name of issuing organization; Year. Page(s)/ publication/ series numbers.



Government/ Organization Reports (online)	Author(s). Title. Place of publication: Name of issuing organization; Year. Page(s)/ publication/ series numbers. URL. Published date. Updated date. Accessed date.
Conference Presentations	Author(s). Title. Poster/Paper presented at: Meeting name; Date(s); Location.
Conference Presentations (online)	Author(s). Title. Poster/Paper presented at: Meeting name; Date(s); Location. URL. Accessed date.

m. Tables

- I. Only MS word table format should be used for preparing tables.
- II. Tables should be numbered consecutively in numerals and bear a brief title.
- III. Units of measurement should be abbreviated and placed below the column headings. Column headings or captions shall be in bold face.
- IV. It is essential that all tables have legends, which explain the contents of the table.
- V. Tables should not be very large that they run more than one A4 sized page.

Example for table

Table 1: Brief title for the table

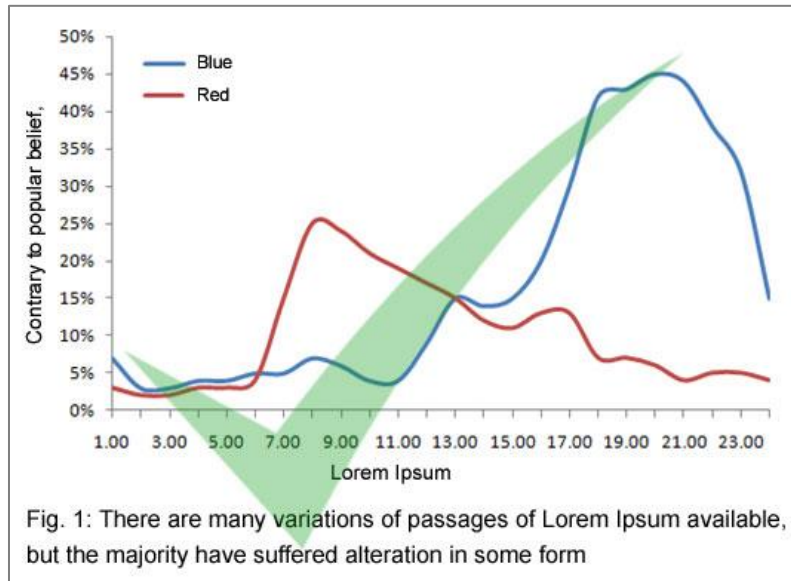
Heading 1	Heading 2	Heading 3	Heading 4
data	data	data	data
data	data	data	data
data	data	data	data
data	data	data	data
data	data	data	data

n. Figures

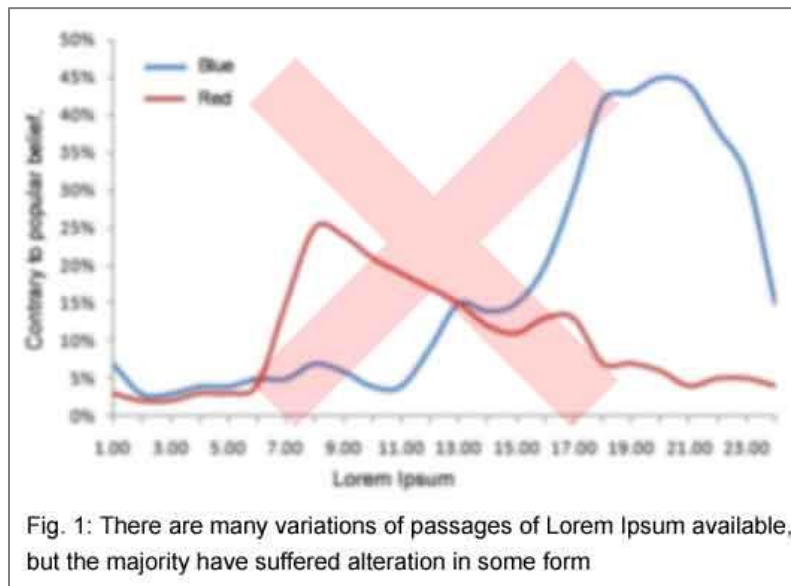
Figures and scanned images should be of good quality and placed on appropriate places in the article.

- I. Figures should be numbered consecutively in numerals and bear a brief title .
- II. Graphs and bar graphs should preferably be prepared using Microsoft Excel and submitted as Excel graph pasted in Word.
- III. Mention and properly cite the source of figure, if extracted from other source.

Example for images and illustrations



Good quality Graph with clear legends



Bad quality Graph with unreadable data

o. **Biological nomenclature**

Names of plants, animals and bacteria should be in italics and proper nomenclature format.



p. Proof Correction

Once the article is accepted after successful peer review, the article is published online and a pdf in journal format is prepared.

- I. A copy of this PDF file is emailed to corresponding author for proof check.
- II. Ensure that all corrections are done in this proof as subsequent changes after this communication cannot be guaranteed.
- III. The changes will be incorporated in the final version.

3. Pre submission Checklist

Authors are advised to check the items in following list and complete the manuscript accordingly. Incomplete submission will result in delay in submission process.

- Title doesn't have "&" and other non standard abbreviations
- Author names confirms to journal requirement
- Corresponding author is marked
- Corresponding authors email and address is included
- Author affiliation are checked
- ORCID ID's are mentioned
- Keywords are added
- Tables are properly numbered and title added
- Figures are properly numbered
- Figures/Photographs are crisp and clear with high resolution
- Copyright form with conflict of declaration is completely filled and signed by each author
- Acknowledgement and funding sources section is added
- References are in proper format as shown in reference section
- Article is spell and grammar checked