

Role of Micronutrients on the Increased Growth and Yield of Mulberry (*Morus alba* L.) Plants

GRACE MARIN¹, PAULRAJ BLESSY¹, HELAN MARY¹,
SUBRAMANIAN ARIVOLI² and SAMUEL TENNYSON^{3*}

¹Department of Zoology, Scott Christian College, Nagercoil, Tamil Nadu, India.

²Department of Zoology, Thiruvalluvar University, Vellore, Tamil Nadu, India.

³Department of Zoology, Madras Christian College, Chennai, Tamil Nadu, India.

Abstract

Moriculture is a significant factor for better production of silk in the field of sericulture. The present study deals with the influence of micronutrients on the increased growth and yield of the mulberry plants [MR₂ (Mildew Resistant Variety 2)]. Field experiments comprising of twelve treatments including a control supplemented with desired quantity of micronutrients in single or in combination were analysed to study the morphometric and characteristic parameters of the mulberry plant, viz., plant height, shoot length, number of branches and leaves per plant, leaf area and leaf yield. At 45th and 60th day of pruning, maximum plant height was noted in T₉ (CuSO₄ 15Kg/ha + ZnSO₄ 15Kg/ha + FeSO₄ 30Kg/ha) and T₁₀ (CuSO₄ 20Kg/ha + ZnSO₄ 20Kg/ha + FeSO₄ 40Kg/ha) which increased by 22.33% and 25.8%, respectively over control, maximum shoot length was recorded in T₉ which increased by 26.32% and 30.86%, respectively over control; maximum number of branches was observed in T₉ which increased by 41.62% and 45.75%, respectively over control, maximum number of leaves was noted in T₉ which increased by 27.9% and 31.42%, respectively over control, maximum leaf area was recorded in T₉ which increased by 60.59% and 25.39%, respectively over control, and maximum 100 leaf yield and leaf yield/plant was in T₉ which increased by 118.91% and 136.74%; and 70.71% and 91.07%, respectively over control. The findings of the present study emphasized that supplementation of micronutrients in general and T₉ in particular enhanced the growth and yield of mulberry plants.



Article History

Received: 31 October 2022

Accepted: 29 January 2023


Keywords

Leaf Area;
Leaf Yield;
Micronutrients;
Morus alba;
Plant Height;
Shoot Length.

CONTACT Samuel Tennyson ✉ samtennyson@gmail.com 📍 Department of Zoology, Madras Christian College, Chennai, Tamil Nadu, India.



© 2023 The Author(s). Published by Enviro Research Publishers.

This is an  Open Access article licensed under a Creative Commons license: Attribution 4.0 International (CC-BY).

Doi: <http://dx.doi.org/10.12944/CARJ.11.1.07>

Introduction

Mulberry (*Morus alba* L., Moraceae) believed to be a native of either India or China is a robust, perennial deep-rooted high biomass producing proteinaceous foliage and fast growing deciduous perennial plant, widely distributed in tropical, sub-tropical and temperate regions.¹ Besides being the sole food source for the mulberry silkworm (*Bombyx mori*) mulberry is honoured as 'Kalpavriksha' because of its multipurpose uses like fodder for cattle, leaves in poultry ration, fruits consumed raw, or made into juices, jam and wine, mulberry wood used for furniture, sports goods, and pruned branches serve as a major fuel resource in most of the sericulture areas.² Mulberry growth rests on the genetic potential, management practices and balanced nutrition of the plant. Stress has been laid towards increased quality and quantity of mulberry leaves due to the increased demand in production of quality silk. Incessant usage of chemical fertilizers deteriorate soil health, and loss of plant nutrients which results in wide spread deficiencies of macro and micronutrients.³ Regrettably, the onus is only on major nutrients with no attention on micronutrients, which play a key role in balanced nutrition.⁴ Micronutrients embroil in numerous metabolic actions accountable for synthesis of protein, sugar and enzyme leading to superior quality of mulberry production. Enhancement

in mulberry excellence with foliar application of micronutrients have been reported.⁵⁻⁶ Hence, when deprived of micronutrients, physiological disorders occur leading to mulberry of low quality and yield.⁷ Soil application of micronutrients in adequate amount, and in proper proportion governs mulberry development growth, and yield in quality and quantity. Since available literature on this mentioned aspect is scanty, the present investigation was taken up to analyse the effect of soil application of micronutrients on the growth and yield of mulberry plants [MR₂ (Mildew Resistant Variety 2)].

Materials and Methods

Experimental Site

A three year old mulberry garden, free from other plants which received direct sunlight exposure with proper irrigation served for conducting field experiments. This experimental plot was situated at an altitude of 29m above sea level at Poovan code village, Kanyakumari district, Tamil Nadu, India (8.3031° N, 77.2881° E).

Climatic Conditions

Data on climatic, parameters viz., temperature, relative humidity, rainfall and light intensity during the study period (January 2018 to December 2018) were obtained from the meteorological observatory, Nagercoil, Kanyakumari, Tamil Nadu, India.

Table 1: Physicochemical properties of soil in the experimental site

Parameters	Unit	Method	Before treatment	After treatment (Pruning)	
				45 th day	60 th day
Texture	-	Hydrometer	Sandy loam	Sandy loam	Sandy loam
pH	-	Systronic digital pH meter	8.65	6.48	6.21
Electrical conductivity	dSm ⁻¹	Conductivity meter	0.03	0.33	0.30
Nitrogen	Kg/ha	KelplusDistyl - EMS	195.0	175.0	98.0
Phosphorous		Colorimeter	25.5	19.0	13.7
Potassium		Flame photometer	225.5	201.0	216.0
Copper	ppm	Atomic absorption spectrophotometer	1.36	1.18	1.03
Iron			12.37	7.01	6.58
Zinc			3.15	0.98	0.79

Soil Analysis

Soil tests were performed to estimate the type and amount of nutrients available to plants which aid in determining fertilizer needs. The soil samples were collected at random from the top soil (0-30cm depth) with the aid of a stainless steel spade before the start of the experiment and a composite sample was prepared. The collected soil sample was placed in a clean container and foreign particles like stones, pebbles, gravels and roots were removed, and transported to laboratory, where they were air dried, powdered and allowed to pass through 2mm mesh and was determined for significant physicochemical properties.⁸ Methods employed for determination of the soil properties are presented in Table 1. Post-harvest analysis of soil was performed where in control and micronutrient treated soil samples were collected and tested for nitrogen, phosphorus and potassium as per the procedure outlined by Jackson,⁸ Rowell⁹ and Piper.¹⁰ The micronutrients, *viz.*, zinc, iron and copper content were estimated by diethylene triamine penta acetic acid (DTPA) solvent extraction method¹¹ using Atomic Absorption Spectrophotometer (AAS).

Mulberry Cultivation

For the experimental study, MR₂ (Mildew Resistant Variety 2) mulberry plant (*Morus alba*) was selected. This was developed by the Sericulture Department, Govt. of Tamil Nadu experimental station, Coonor,

Tamil Nadu, India. The mulberry plants were pruned in the month of June, ploughed, FYM applied at 20t/ha/year, and a single dose of nitrogen, phosphorous and potash at 120:120:60kg/ha/year was hoed in the soil uniformly. All of the above were done prior to the commencement of the experiment. Irrigation at an interval of five day was provided, depending upon the climatic conditions. After twenty days of pruning, the micronutrients were added to the soil. Care was taken to ensure that the experimental plot was protected from plant pests and also in periodical removal of diseased/affected parts of the plant.

Experimental Design and Treatments

A randomized block design with twelve treatments with spacing of 90x60 cm between the plants was chosen for the field experiments. Recommended dose of fertilizers and the macronutrients, *viz.*, nitrogen, phosphorous and potassium (NPK) in the form of ammonium sulphate, super phosphate, potash (120:120:60) was common for all treatments. Each treatment (except control) was supplemented with the required amount of micronutrients, *viz.*, zinc, copper and iron in the form of zinc sulphate, copper sulphate and ferrous sulphate either individually or in combination (Table 2) and were given as soil application. Each treatment replicated thrice, with ten plants per replication was supplemented with the required amount of micronutrients.

Table 2: Treatments used for the present study

Treatment	Micronutrients (individual/combination)
T ₀	: Control
T ₁	: FeSO ₄ 10Kg/ha
T ₂	: Zn SO ₄ 5Kg/ha
T ₃	: CuSO ₄ 5Kg/ha
T ₄	: CuSO ₄ 5Kg/ha + ZnSO ₄ 5Kg/ha
T ₅	: CuSO ₄ 5Kg/ha + FeSO ₄ 10Kg/ha
T ₆	: FeSO ₄ 10Kg/ha + ZnSO ₄ 5Kg/ha
T ₇	: CuSO ₄ 5Kg/ha + ZnSO ₄ 5Kg/ha + FeSO ₄ 10Kg/ha
T ₈	: CuSO ₄ 10Kg/ha + ZnSO ₄ 10Kg/ha + FeSO ₄ 20Kg/ha
T ₉	: CuSO ₄ 15Kg/ha + ZnSO ₄ 15Kg/ha + FeSO ₄ 30Kg/ha
T ₁₀	: CuSO ₄ 20Kg/ha + ZnSO ₄ 20Kg/ha + FeSO ₄ 40Kg/ha
T ₁₁	: CuSO ₄ 25Kg/ha + ZnSO ₄ 25Kg/ha + FeSO ₄ 25Kg/ha

Five plants in each replication were randomly selected and labelled for recording observations at the 45th and 60th day of pruning for its morphometrics and characteristics, viz., plant height, shoot length, number of branches per plant, number of leaves per plant, leaf yield, and leaf area.

Statistical Analysis

Pooled data affirmed as Mean±S.D, and subjected to Student's 't' test to determine significant difference between control and treatment groups.

Results

During the study period, monthly mean maximum and minimum temperature ranged from 27.4 °C (December) to 31.2 °C (April), and from 23.9 °C (February) to 27.1 °C (April), respectively. The

mean relative humidity was high in September (81.8%) and low in March (41.0%). A total rainfall of 154.7 mm was recorded, with its peak in the month of January. The mean light intensity was high in July (61800 Lux) and low in December (32000 Lux) (Figure 1). Soil was of sandy loam type, and its physicochemical properties on the 45th day of pruning was low when compared prior to treatment, and it further decreased on the 60th day of pruning (Table 1). Increased nitrogen (2.81% and 3.46%), phosphorous (0.39% and 0.41%), potassium (2.58% and 2.69%), and micronutrients, zinc (98.72ppm and 99.14ppm), copper (18.00ppm and 18.64ppm), and iron (176.50ppm and 176.77ppm) content was observed in T₉ when compared with control on the 45th and 60th day of pruning respectively (Table 3).

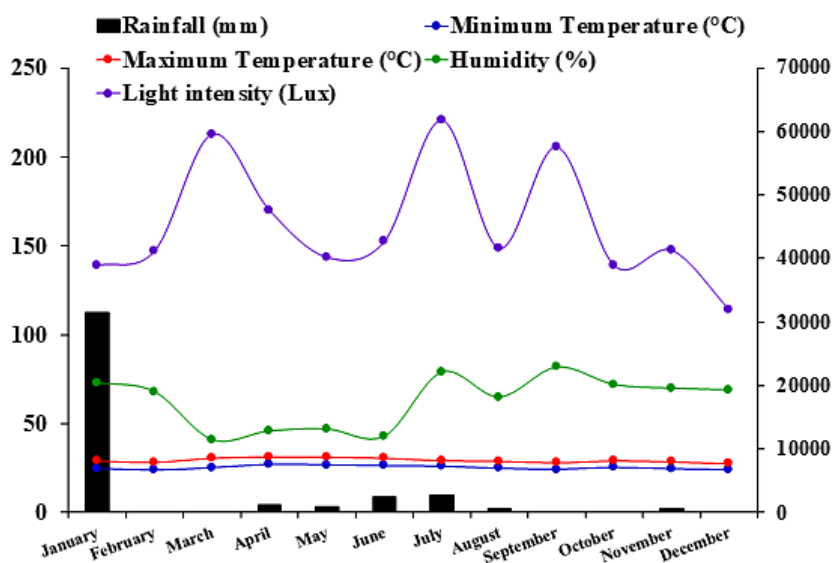


Fig. 1: Weather parameters recorded during the study period

Plant Height and Shoot Length

Soil application of micronutrients in the soil had a note worthy influence on plant height and shoot length at 45th and 60th day of pruning. On 45th day of pruning, T₉ (122.33 ±7.13cm) recorded the maximum height which increased by 22.33% over control, while T₃ (103.00 ±9.20cm) recorded the minimum which increased by 3.0% over control. On 60th day of pruning, maximum plant height was observed in T₁₀ (169.00 ±6.48cm) which increased by 25.8% over control, and minimum in T₃ (138.66 ±1.69cm) which increased by 3.22% over control (Table 4;

Figure 2). On the 45th and 60th day of pruning, T₈ (102.32 ±10.80cm) and T₉ (147.0 ±6.48cm) recorded maximum shoot length which increased by 26.32% and 30.86%, respectively over control, while their respective minimum length was noted in T₃ (85.0 ±9.20cm and 116.66 ±1.69cm) which increased by 4.93% and 3.85% over control (Table 4; Figure 2).

Branches and Leaves per Plant

No major difference in the number of branches per plant was noticed between treatments on 45th and 60th day of pruning. T₉ (11.33 ±2.86 and 11.66 ±2.49)

recorded maximum number of branches which increased by 41.62% and 45.75%, respectively over control on 45th and 60th day of pruning, while a minimum of 8.0 ±0.0 branches was noted in T₅ which was in par with the control on 45th and 60th day of pruning (Table 4; Figure 2). T₉ (139.12 ±1.11 and

212.10 ±1.18) recorded maximum number of leaves which increased by 27.9% and 31.42%, respectively over control on 45th and 60th day of pruning, while the minimum was observed in T₃ (110.66 ±5.02 and 179.14 ±1.62) which increased by 1.74% and 10.99% over control (Table 4, Figure 2).

Table 3: Level of NPK and micronutrient contents on different treatments

Treatment	Nitrogen (%)		Phosphorous (%)		Potassium (%)		Zinc (ppm)		Copper (ppm)		Iron (ppm)	
	45 th day	60 th day	45 th day	60 th day	45 th day	60 th day	45 th day	60 th day	45 th day	60 th day	45 th day	60 th day
T ₀	2.38	2.50	0.31	0.32	2.31	2.38	94.67	94.69	16.07	16.10	155.40	155.40
T ₁	2.45	2.89	0.31	0.33	2.43	2.47	95.11	96.01	16.20	16.79	171.80	172.50
T ₂	2.51	3.01	0.28	0.31	2.57	2.63	99.75	99.87	16.80	17.06	154.23	154.91
T ₃	2.57	3.01	0.37	0.39	2.42	2.48	95.20	95.70	17.10	17.60	155.76	156.02
T ₄	2.48	3.00	0.26	0.30	2.50	2.59	98.57	98.59	17.21	17.96	155.30	155.90
T ₅	2.64	3.14	0.34	0.32	2.39	2.44	94.88	95.25	17.24	17.98	167.83	167.90
T ₆	2.45	2.98	0.35	0.35	2.47	2.53	98.1	99.12	15.90	16.04	171.20	171.80
T ₇	2.41	3.00	0.34	0.36	2.38	2.47	97.98	98.04	17.90	18.60	170.56	171.03
T ₈	2.55	3.12	0.35	0.35	2.51	2.50	98.26	98.80	17.40	17.79	171.47	171.86
T ₉	2.81	3.46	0.39	0.41	2.58	2.69	98.72	99.14	18.00	18.46	176.50	176.77
T ₁₀	2.37	2.83	0.33	0.35	2.49	2.53	99.15	99.95	17.90	18.40	174.33	174.82
T ₁₁	2.40	3.07	0.29	0.32	2.39	2.45	97.78	98.07	17.32	17.93	173.81	174.04

Table 4: Effect of soil application of micronutrients on the morphometrics of mulberry

Treatment	Plant height (Values in cm)		Shoot length (Values in cm)		No. of branches per plant		No. of leaves per plant	
	45 th day	60 th day	45 th day	60 th day	45 th day	60 th day	45 th day	60 th day
T ₀	100.00 ±2.44	134.33 ±2.86	81.0 ±2.44	112.33±2.86	8.0±0.0	8.0±0.0	108.76±3.83	161.39±1.48
T ₁	109.00±6.16*	143.00 ±6.97	88.0 ±6.16	121.0 ±6.97	8.66±0.47	8.66 ±0.81	120.04±2.73	184.22±1.97
T ₂	112.33±5.43*	143.66 ±5.90	94.33±5.43*	121.66±5.90	8.66±0.47	8.66 ±0.81	123.12±3.54	196.78±2.20*
T ₃	103.00±9.20	138.66 ±1.69	85.0 ±9.20	116.66 ±1.69	8.66 ±0.47	8.66 ±0.81	110.66 ±5.02	179.14 ±1.62
T ₄	118.00±7.34*	144.66 ±4.64	94.0 ±7.34*	122.66 ±4.64	8.66 ±0.47	9.0 ±0.0*	114.71 ±1.49	186.74±1.01*
T ₅	112.66±17.9*	154.66 ±14.70*	90.66 ±17.91*	132.66 ±14.70*	8.0 ±0.0	8.0 ±0.0	124.56 ±0.58	182.05 ±0.76
T ₆	110.66±11.01*	147.33 ±13.88	87.66 ±11.02	125.33 ±13.88*	10.0 ±1.41*	10.33 ±1.24*	137.27 ±1.48*	204.32±0.89*
T ₇	110.66±5.43*	156.66 ±7.58*	86.69 ± 5.43	134.66 ±7.58*	9.0 ±0.81*	9.33 ±0.94*	127.39 ±1.94*	192.74 ±1.12*
T ₈	115.33±8.73*	157.00 ±10.61*	102.32 ±10.80*	129.33 ±9.80*	9.0 ±0.81*	9.33 ±1.24*	119.12 ±0.91	197.16 ±2.13*
T ₉	122.33±7.13*	151.33 ±9.80*	95.37 ±8.73*	147.0 ±6.48*	11.33 ±2.86*	11.66 ±2.49*	139.12 ±1.11*	212.10 ±1.18*
T ₁₀	119.00±10.80*	169.00 ±6.48*	96.33 ±7.13*	135.0 ±10.65*	10.0 ±0.81*	10.66 ±0.94*	132.45 ±2.84*	195.46 ±0.42*
T ₁₁	114.33±3.29*	158.33 ±6.18*	91.33±3.29*	136.33±6.18*	8.33 ±1.24	8.33 ±1.69	125.72±0.46*	203.87±0.44*

*Significant @ P<0.05 (t-test)

Leaf Yield

Leaf yield per plant was highly significant among the different treatments. One hundred leaf yield and the leaf yield/plant was maximum in T₉ (210.90±24.78g/plant and 402.80 ±20.12g/plant) which increased by

118.91% and 136.74%, respectively over control on 45th day of pruning, and (266.9 ±28.0g/plant and 487.44 ±39.32g/plant) which increased by 70.71% and 91.07%, respectively over control on 60th day of pruning (Table 5; Figure 2). Minimum

100 leaf yield was observed in T₅ (142.05±17.45g/plant and 203.62 ±30.78g/plant) which increased by 47.44% and 30.24%, respectively over control on 45th day of pruning, and the minimum leaf yield/plant in T₄ (269.78±8.20g/plant and 354.61 ±32.41g/plant) which increased by 58.56% and 39.02%, respectively over control on 60th day of pruning (Table 5; Figure 2).

Leaf Area

Soil application of micronutrients had a noteworthy influence on the leaf area of mulberry on 45th and

60th day of pruning. On both the 45th and 60th day of pruning, the leaf area of the middle leaf was greater than apical and bottom leaves in all the treatments. Maximum leaf area on 45th and 60th day was recorded in T₉ (116.18 ±52.49cm² and 121.86 ±27.14cm²) which increased by 60.59% and 25.39%, respectively over control, while minimum leaf area was noted in T₁ (86.43 ±50.16cm²) which increased by 18.0% over control, and in T₈ (98.036 ±41.66cm²) which increased by 0.87% respectively over control on 45th and 60th day of pruning (Table 6; Figure 2).

Table 5: Effect of soil application of micronutrients on the characteristics of mulberry

Treatment	100 leaf yield		Leaf yield/plant	
	45 th day	60 th day	45 th day	60 th day
T ₀	96.34±26.34	156.34±30.0	170.14±20.0	255.10±22.48
T ₁	153.14±13.21*	210.42±28.64*	307.55±31.8*	392.77±38.61*
T ₂	157.53±29.58*	212.61±27.54*	281.03±27.36*	366.94±34.96*
T ₃	152.21±32.41*	218.94±33.36*	299.12±20.51*	384.26±37.57*
T ₄	148.87±27.12	206.06±28.59	269.78±8.20*	354.61±32.41*
T ₅	142.05±17.45	203.62±30.78	282.23±11.11*	367.46±28.61*
T ₆	188.81±27.90*	248.46±29.82*	336.86±28.68*	421.83±14.49*
T ₇	176.56±12.34*	231.08±27.26*	319.15±31.0*	404.12±29.47*
T ₈	184.39±15.87*	240.05±27.83*	342.14±22.6*	427.11±36.48*
T ₉	210.90±24.78*	266.90±28.0*	402.80±20.12*	487.44±39.32*
T ₁₀	169.42±21.37*	238.84±34.71*	313.46±37.43*	398.55±17.54*
T ₁₁	167.56±30.66*	227.10±29.77*	324.16±14.81*	384.27±30.05*

Values in g/plant; *Significant @ P<0.05 (t-test)

Discussion

Mulberry leaf composition, quality and quantity, and growth hinge on several features, *viz.*, mulberry variety, season, rainfall, irrigation, in addition to, temperature, duration of sunshine hours, soil profile, fertilizers, pruning, and leaf maturity and harvesting method.¹² Geometry of planting or spacing is also an essential factor that decides the plant density which influences leaf quality and quantity. Shinde *et al.*¹³ revealed that distance and spacing of mulberry plants had an impact on its quality and productivity, which was taken care in the present study with spacing of 90x60 cm between the plants. Pruning of mulberry at desired height also forms an important aspect of mulberry cultivation for production of quality leaves. Studies have reported

that enhanced plant growth and better leaf yield were observed due to high crown (pruning) height.¹⁴⁻¹⁶ Above all, soil health, environmental conditions, and micronutrient management influence the quality of mulberry leaf.¹⁷ Hence, for sustainable leaf production and refurbishment of soil health, soil application of balanced micronutrients is a requisite.¹⁸

Climatic Factors

Temperature ranging between 23 °C and 30 °C is required for mulberry growth, with optimum temperature of 33 °C– 37 °C (maximum) and 12 °C – 13 °C (minimum) for seed germination. Rainfall is the foremost source of soil moisture, and slow gentle showers soaks into the soil, which increases high

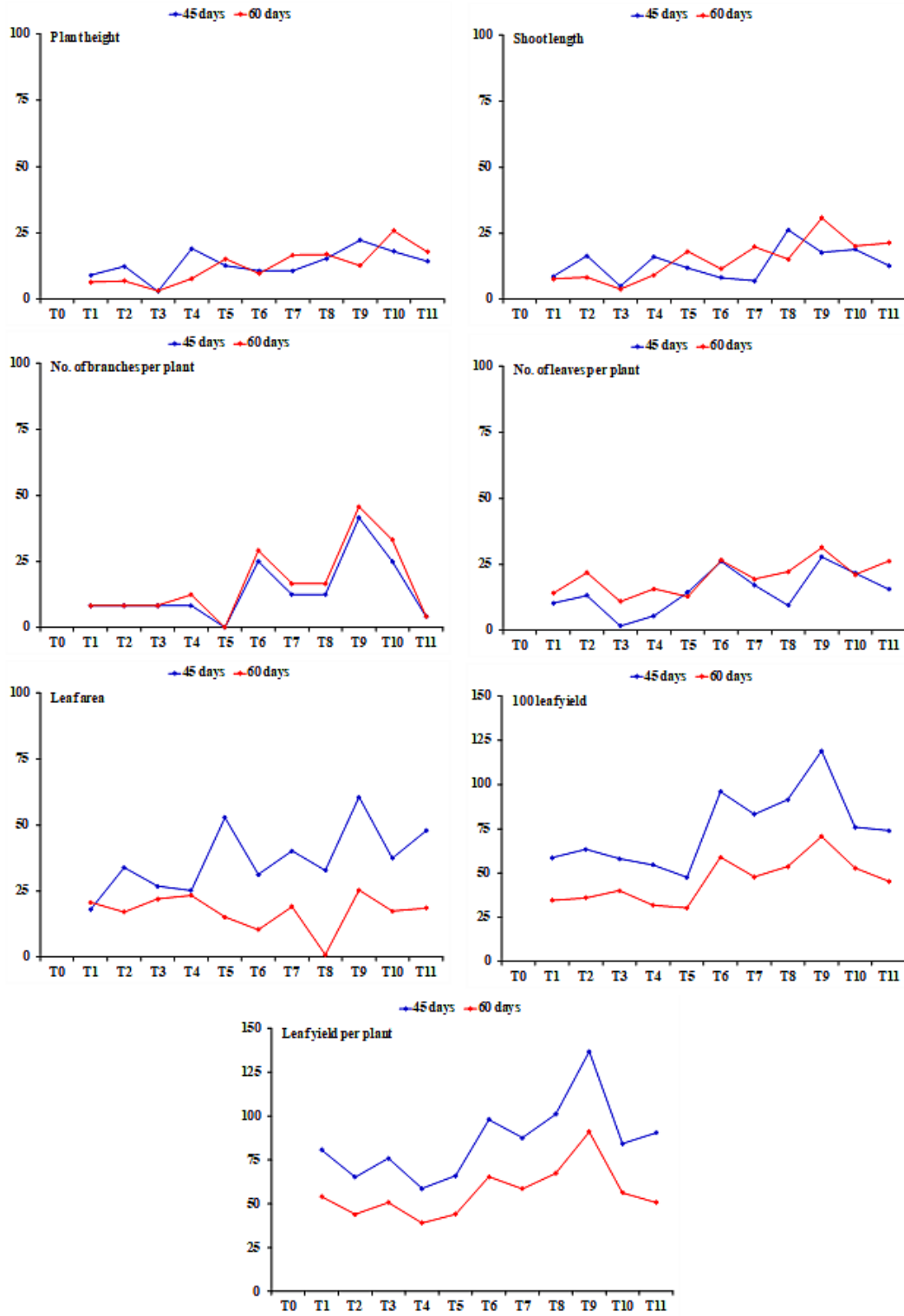


Fig. 2: Effect of micronutrients on the growth and yield and mulberry plants

Table 6: Effect of soil application of micronutrients on the mulberry leaf area

Treatment	45 th day					60 th day						
	Top	Middle	Bottom	Mean	Top	Middle	Bottom	Mean	Top	Middle	Bottom	Mean
T ₀	47.14±7.29	114.14±10.67	58.46±3.98	73.24±35.86	59.94±3.25	159.16±14.31	72.46±2.05	97.18±54.03	61.10±3.60	209.63±13.83*	81.25±2.54*	117.32±80.56*
T ₁	50.33±8.36	114.29 ±11.50	65.25±2.42	76.62±50.16	82.60±3.60*	179.68±17.8*	79.11±2.47*	113.79±57.08*	72.45±4.59*	184.26±9.69*	99.02±2.40*	118.57±69.47*
T ₂	72.13±5.49*	152.93±15.12*	69.11±7.45*	98.05±47.54*	84.78±2.26*	197.33±14.48*	77.62±2.47	119.91±67.14*	68.78±3.46*	178.11±7.45*	88.98±1.41*	111.95±58.17*
T ₃	61.43±9.81*	164.27±10.43*	85.02±2.26*	103.57±36.07*	60.14±3.25*	185.56±14.81*	76.26±2.05	107.32±68.23	73.55±4.59*	182.51±6.66*	79.62±2.47*	115.80±57.83*
T ₄	71.97±10.14*	159.68±13.89*	66.62±8.79*	99.42±38.99*	123.12±3.60*	148.35±15.40	94.11±2.47*	121.86±27.14*	73.55±4.59*	146.14±16.39	74.42±2.40	98.03±41.66
T ₅	59.65±4.32*	157.37±9.62*	74.98±7.52*	97.33±77.77*	116.18±52.49*	173.57±6.41*	85.78±1.41*	114.07±51.54*	97.33±77.77*	173.57±6.41*	85.78±1.41*	114.07±51.54*
T ₆	51.02±5.07*	153.15±10.41*	68.26±3.18*	90.81±63.81*	88.10±3.60*	172.51±11.76*	85.25±2.54*	115.28±49.57*	60.14±3.25*	185.56±14.81*	76.26±2.05	107.32±68.23
T ₇	73.55±6.31*	146.19±17.23*	69.62±4.60*	96.45±54.07*	80.30±59.75*	116.18±52.49*	94.11±2.47*	121.86±27.14*	64.42±9.32*	80.30±59.75*	73.55±4.59*	98.03±41.66
T ₈	61.25±8.54*	115.24 ±14.56	64.42±9.32*	80.30±59.75*	116.18±52.49*	173.57±6.41*	85.78±1.41*	114.07±51.54*	97.74±10.42*	148.37±16.39*	69.78±1.67*	95.73±54.24*
T ₉	97.74±10.42*	172.71 ± 7.14*	78.11±3.68*	116.18±52.49*	82.87±3.46*	173.57±6.41*	85.78±1.41*	114.07±51.54*	69.04±5.87*	148.37±16.39*	69.78±1.67*	95.73±54.24*
T ₁₀	69.04±5.87*	148.37±16.39*	69.78±1.67*	95.73±54.24*	88.10±3.60*	172.51±11.76*	85.25±2.54*	115.28±49.57*	75.32±7.19*	135.44±14.99*	71.25±2.43*	94.0±60.74*
T ₁₁	75.32±7.19*	135.44±14.99*	71.25±2.43*	94.0±60.74*								

Values in cm²; *Significant @ P<0.05 (t-test)

percentage of water to compensate the water lost as run off. The greater the quantity of water falling during any one rainy period, the more its inks below the reach of surface desiccation. Mulberry requires an average rainfall of over 800mm per annum,

nevertheless in the present study, a total of 154 mm of rainfall was recorded. Relative humidity should be 70%-75% for proper mulberry growth.¹⁹ Atmospheric moisture, the imperceptible water vapour in the air, expressed as relative humidity was at 81.8% in the

present study. Further, temperature factor regulates relative humidity, as warm air can hold more water than cold air. The mean light intensity was high in July (61800Lux) and low in December (32000 Lux) with a mean value of 45283.33 Lux.

Soil Factor

Soil testing approach before fertilizer application establish a proper balance of nutrients and eliminate nutrient deficiency in soil. The fertility of soil, in general, plays the key role in the development of any crop plant so also the mulberry plant,²⁰ especially on the nutrient grade of the leaf and constant leaf produce.¹ Clayey loam sandy soils are required for proper mulberry growth, and in the present study, the soil type was sandy loam. The moisture content of soil is a vital feature that governs plant growth. Soil moisture content of 50-60% (in weight) is the most suitable for full growth of mulberry.¹⁹ The maximum volume of capillary or hygroscopic water a particular soil can hold are principally set on soil particle type and size, in addition to organic matter, silt, clay, soil texture, and soil particle coarseness and fineness play a vital role. Healthy mulberry growth is observed on well-drained soils, with an average of 50mm of water once in 10 days for loamy soils. Mulberry growth is greatly affected by soil temperature too because extreme high and low temperatures can kill the plant,¹⁹ hence a temperature between 23°C and 30°C is necessary. In moist soils, germination and growth are governed by temperature, as it is the governing factor which impacts root growth, rate of nutrients and water uptake, which further sways leaf development, expansion and subsequently its yield. Soil pH is the supreme soil factor that affects the availability of nutrients in the plants. Effect of pH on the plant is dogged by the plant's root morphology. Slightly acidic soils of pH 6.2-6.8 are ideal for quality mulberry growth.^{19,21} Landon²² and Daji²³ reported that low pH values increase the availability of micronutrients. In the present study, pH of the experimental plot before treatment was 8.65 (alkaline) which can obstruct the nutrient uptake by plants. In order to reduce the pH of the soil and favour the nutrient uptake through roots, gypsum was added to the experimental soil. On the 45th day of pruning, pH was 6.48 which was further reduced to 6.21 on the 60th day of pruning. An optimum level of low pH (6.2-6.8) favours nutrient uptake in the soil, and makes them more readily available to mulberry

plants, besides increasing the microbial population in the soil.^{24,25} The same trend was witnessed in this study too. Pandiaraj *et al.*²⁶ stated that when electrical conductivity of soil is less than 1dSm⁻¹, it is indicative that the soil is free from salinity, and the same was observed in the present study too.

NPK

Nitrogen content determines the quality of mulberry foliage.²⁷ Increased nitrogen availability in soil due to NPK fertilizers, and by the synergetic effect of beneficial soil microorganisms, besides, organic manures which enhances nitrogen content. Amongst NPK, nitrogen is the focal plant nutrient that has a crucial part in plant metabolism and growth. Nitrogen, chief component of chlorophyll, amino acids, and nucleic acids, and a component of plant proteins, nucleic acids, and vitamins influences the yield and quality mulberry leaves.^{28,29}

Phosphorus is necessary for photosynthesis, protein synthesis, cell division, development of new tissue for growth and metabolism in plants,³⁰ and for complex energy transformations like ATP.³¹ Singhvi *et al.*³² and Gowda *et al.*³³ reported that the application of seri boost to mulberry increased the phosphorus content in leaf. Increased phosphorus content in the present study may be due to the available phosphorus in addition to the effect of micronutrients which enhances the capillary action of the plant during transport of nutrient from soil to plants. Further, enhanced nitrogen and phosphorus contents of leaf may also be due to increased availability of nitrogen and phosphorus in soil from nitrogen fixing biofertilizer, *Azospirillum brasilense*, and phosphorus solubilizing fungus, *Aspergillus awamori* which release phosphorus and are absorbed to plant system and translocated to leaves.³⁴

Potassium is indispensable for synthesis of sugars, starches, carbohydrates, proteins and in cell division,³⁰ and involved in translocation of carbohydrates, protein metabolism, and fungal pathogen tolerance in mulberry.³¹ Potassium play a regulatory role in enhanced leaf quality and productivity, because they move into the guard cells around the stomata's, wherein cells accumulate water and swell, causing the pores to open and exchange carbon dioxide, water vapour, and oxygen with the atmosphere.³⁵ High potassium content of

mulberry leaf are due to availability of adequate potassium in soil and also through application of micronutrients. Further, high nitrogen content in leaves, enhances the potassium content, because nitrogen possess synergistic effect with potassium content of leaves,³⁶ and the present study correlated the same.

Micronutrients

Micronutrients like zinc, iron, manganese, copper, boron, molybdenum and chloride play a central role in enzymatic reactions which govern the growth, development and yield of mulberry,²⁷ and hence are required in trace quantities. Mulberry requires zinc in the form of zinc divalent cations for its better growth, and for biosynthesis of plant hormones and enzymes.³⁷ This study revealed that mulberry plants retorted well to micronutrients, and its application contributed positive effects. The level of zinc, copper and iron in the mulberry leaves at the 60th day of pruning increased when compared to 45th day. The accumulation of micronutrients in all the treated mulberry leaves may be attributable to the high rooting ability of MR₂ variety, low pH of soil, irrigation, and moisture content in the soil, which made the micronutrients in the soil along with water through the capillary action, to reach the leaves, and involve in physiological functions.

Morphometrics and Characteristics of Mulberry

Mulberry leaf yield and quality gradually reduce because of incessant production for a long time,³⁸ which depends on soil type, plant variety, and availability of plant nutrients and agro-ecological conditions. Integrated nutrient management increases the yield and quality of mulberry³⁹ with reference to shoot length, number of shoots and leaves per plant. This can be attributed to the role of micronutrients which in turn increased the nutrient uptake in mulberry.⁴⁰ Increased shoot length might be due to the involvement of micronutrients in chlorophyll formation, which influence the physiological activity of plants, like cell division, meristematic activity in apical tissue, expansion of cell and formation of cell wall.^{5,41,42} Moreover, enhanced leaf and shoot yield, and fresh weight and dry matter content of leaves due to higher level of zinc aided in better uptake of nitrogen, can indirectly lead to better yields.⁴³ Micronutrients increases mulberry leaf yield,^{41,44} and has a positive

influence on its growth parameters.⁴⁵ The upsurge in leaf yield was due to enhanced photosynthetic rate, which resulted in high accumulation of carbohydrates in the vegetative portion of the plant, and ultimately enhanced leaf growth and yield. Leaf area and leaf yield in the present study increased by 6.59% and 136.74% respectively at 45th day of pruning, and 25.39% and 91.07% respectively at 60th day of pruning in T₀. This may be due to the genetic makeup as the influence of zinc along with other micronutrients which might have helped in elongation of cell membrane, and in other physiological processes, besides, higher plant height, and more number of shoots and leaves per plant. High leaf yield can be achieved when the mulberry leaves are treated with micronutrients besides nitrogen fixing and phosphorus solubilizing bioinoculants.⁴⁶ Iron and zinc enhances increases the leaf yield of mulberry to the maximum by 53.2% over control,⁴¹ and zinc has recorded maximum leaf yield, in plant height and shoot length, number of shoots/plant, and leaf area,⁴⁴ and the same was noticed in the present study too.

Conclusion

Studies of this sort are essential and need of the hour, as they form the base work for the rearing of silkworm by enriched leaves and its effect on the rearing parameters and biochemical content of the silkworm. The present investigation emphasized that micronutrients influenced, increased and improved the growth and yield of mulberry plants. Further research should be carried out to support the present findings in regard to the physiological parameters of mulberry plant which are the sole source of nutrition to silkworm to obtain silk qualitatively and quantitatively.

Acknowledgment

The authors are thankful to the Department of Zoology, Scott Christian College, Nagercoil, Tamil Nadu, India for the help and support rendered.

Funding

The authors received no financial support for this research.

Conflict of Interest

The authors declare no conflict of interest.

References

1. Chandrakala, Sadatulla F. Effect of soil application of zinc, iron and manganese on V1 mulberry and total performance of cross breed PM×CSR2 (*Bombyx mori* L.). *Journal of Entomology and Zoology Studies*. 2020; 8(2):712-716.
2. Sujathamma P., Savithri G., Kumari N.V., Krishna V.A., Vijaya T., Sairam K.V.S.S., Reddy N.S. Effect of organic manures on quantitative and qualitative parameters of mulberry production. *Hort Flora Research Spectrum*. 2014; 3(1):14-20.
3. Krishna M., Bongale U.D. Role of organic manure on growth and quality of mulberry leaf and cocoons. *Indian Silk*. 2001; 40:11-12.
4. Singh M.V., Behra S.K. Micro and secondary-nutrient deficiencies problems in Indian soils and their amelioration through balanced fertilization. Extended Summaries: National Seminar on micro and secondary nutrients for balanced fertilization and food security. Indian Institute of Soil Science, Bhopal, India. 2008, 3-10.
5. Lokanath R., Shivashankar K. Effect of foliar application of micronutrients and magnesium on the growth, yield and quality of mulberry (*Morus alba* L.). *Indian Journal of Sericulture*. 1986; 25(1):1-5.
6. Yeasmin T., Absar N., Sarker A.A. Effect of foliar spray of micronutrients and urea on the nutritional quality of mulberry (*Morus* sp.) leaves. *Indian Journal of Sericulture*. 1995; 34(2):149-152.
7. Babu T.M., Madhusudhan K.V., Reddy B.A., Naik S.T. Studies on the leaf nutrition value in different mulberry (*Morus alba* L.) cultivars. *Indian Journal of Advances in Chemical Science*. 2019; 7(4):130-133.
8. Jackson M.L. Soil chemical analysis. Prentice hall of India (Pvt) Ltd., New Delhi. 1973, 259-260.
9. Rowell D.L. Soil science. Methods and application. Longman Scientific & Technical, UK. 1994.
10. Piper C.S. Soil and plant analysis. Hans publishers, Bombay, India. 1996.
11. Lindsay W.L., Norvell W.A. Development of a D.T.P.A test for Zn, Fe, Mn and Cu. *Soil Science Society of America Journal*. 1978; 42:421-428.
12. Krishna swami S., Naomani M. K. R., Ahsan M.M. Studies on the quality of mulberry leaves and silkworm cocoon crop production. Part 1: Quality differences due to varieties. *Indian Journal of Sericulture*. 1970; 9: 1-10.
13. Shinde K.S., Avhad S.B., Hiware C.J. Impact of spacing's and fertilizer's on the production of M₅ mulberry variety. *International Journal of Interdisciplinary and Multidisciplinary Studies*. 2014; 1:344-348.
14. Katsuochoiyamma. Studies on the function of the root of mulberry plant in relation to shoot pruning at harvesting. *Bulletin of the Sericultural Experiment Station*. 1970; 24(1):124-132.
15. Iwata E. Studies on the growth of regenerated shoot after intermediate pruning and its application to cultivation of mulberry trees. *Bulletin of the Sericultural Experiment Station*. 1981; 28:293-298.
16. Choudhury P.C., Shukla P., Ghosh A., Mallikarjuna B., Sengupta K. Effect of spacing, crown height and method of pruning on mulberry leaf yield, quality and cocoon yield. *Indian Journal of Sericulture*. 1991; 30(1):46-53.
17. Kar R., Ram R.L., Ghosh M.K., Trivedi K. Response of mulberry (*Morus alba* L.) to foliar supplementation of nutrient-composite. *International Journal of Agriculture Innovations and Research*. 2017; 6(3):582-586.
18. Yadav V.K., Padhan D., Sobhana V., Sen S., Josepha M., Santha P.C., Kariyappa, Chandrashekar M.N., Kumar K.P., Tewary P. Effect of organic vis-à-vis conventional cultivation practices on growth and yield of mulberry (*Morus alba* L.). *Chemical Science Review and Letters*. 2020; 9(34):571-577.
19. Tuigong D.R., Kipkurgat T.K., Madara D.S. Mulberry and silk production in Kenya. *Journal of Textile Science & Engineering*. 2015; 5:6.
20. Ramachandra Y.L., Rai S.P., Sudeep H.V., Ganapathy P.S.S., Krishnamurthy N.B. Evaluation of soil fertility and mulberry leaf

- quality on silkworm rearing and cocoon characteristics. *Asian Journal of Bio Science*. 2008; 3(2):295-300.
21. Ahmed F., Islam M.S., Iqbal M.T. Biochar amendment improves soil fertility and productivity of mulberry plant. *Eurasian Journal of Soil Science*. 2017; 6(3):226-237.
 22. Landon J.R. Booker Tropical Soil Manual. A handbook for soil survey and agricultural land evaluation in the tropics and subtropics. John Wiley and Sons, New York. 1991, 474.
 23. Daji J.A. A text book of soil science. Media promoters and publishers, Bombay, India. 1996.
 24. Bates T.E. Factors affecting critical nutrient concentration in plants and their evaluation. *Soil Science*. 1971; 11(2):116-126.
 25. Pillai S.V., Jolly M.S. An evaluation on the quality of mulberry varieties raised under hill conditions and the crop results of *Bombyxmori* L. *Indian Journal of Sericulture*. 1985; 24(2):48-52.
 26. Pandiaraj T., Das S., Kar P.K., Manjappa, Bajpeyi C.M. An extensive soil survey on plant micronutrients status in tasar silkworm host plants growing sites in Mayur bhanj district of Odisha state. *International Journal of Ecology and Environmental Sciences*. 2020; 2(3):174-177.
 27. Shankar M.A. Handbook of mulberry nutrition. Shetty, GP. Publications. Multiplex, Karnataka Agro Chemicals. Bangalore, India. 1997, 19-75.
 28. Shankar M.A., Rangaswamy B.T. Effect of applied nitrogen and potassium on mulberry leaf yield and quality in relation to silkworm cocoon characters. *Better Crops International*. 1999; 13(2):20-21.
 29. Singhal B.K., Chakraborti S., Mala V.R., Sarkar A., Datta R.K. Photosynthesis for crop improvement on mulberry (*Morus* sp.). *Sericologia*. 2000; 40:27-55.
 30. Weyers J.D.B., Paterson N.W. Plant hormones and the control of physiological processes. *New Phytologist*. 2001; 152(3):375-407.
 31. Mahadeva A. Nutritive elemental status in mulberry (*Morus* sp.) foliage under *jassids* (*Empoascaflave scenes* F.) infestation. *Indian Journal of Natural Sciences*. 2016; 7(38):11537-11544.
 32. Singhvi N.R., Sarkar A., Datta R.K. Effect of seri-boost on the mulberry leaf yield and some commercial characters of silkworm, *Bombyx mori* L. Proceedings of the National Conference on Strategic Sericulture Research and Development. CSRTI, Mysore. 2000, 59.
 33. Gowda R., Sundar P., Raghu, B.V. Foliar spray of seribooston mulberry and its impact on cocoon production. Proceedings of the National Seminar on Tropical Sericulture. 2000; 99(2):163-167.
 34. Shashidhar K.R., Narayanaswamy T.K., Sudhakar S.N., Bhaskar R.N. Impact of different sources of organic nutrients on chemical composition of S-36 mulberry and soil under irrigated condition. *International Journal of Current Microbiology and Applied Sciences*. 2018; 7(1):2233-2238.
 35. Shree M.P., Kumar P.K. Effect of giant African snail *Achatina fulica* Bowdich infestation on the nutritional quality of mulberry (*Morus* sp.) leaves. *Bulletin of Indian Academy of Sericulture*. 2002; 6(1):50-56.
 36. Shankar M.A., Shivashankar H. Micronutrient status of S54 mulberry as influenced by organic manures and fertilizers levels. *Mysore Journal of Agricultural Sciences*. 1994; 28:64-68.
 37. Thakkar P.N., Randhawa N.S. Micronutrients in Indian agriculture. *Fertilizer News*. 1978; 23:8-26.
 38. Rashmi K., Shankar M.A., Shashidhar K.R., Narayanaswamy T.K. Growth and foliar constituents of mulberry (M5) cultivated under organic based nutrient management. *International Journal of Industrial Entomology*. 2009; 19(1):165-169.
 39. Setua G.C., Das N.K., Banerjee, Sengupta N.D., Sudhakar T., Sen P.S., Saratchandra B. Effect of integrated nutrient management on quality leaf production in mulberry (*Morus alba*) under rainfed, alluvial soil conditions. *Indian Journal of Agricultural Science*. 2005; 75:474-478.
 40. Ray D., Gupta B.K. Effect of micronutrients on the yield and chemical composition of mulberry leaf. Annual Report, Central Sericultural Research and Training Institute, Berhampore, 1974, 81-82.
 41. Bose P.C., Singhvi N.R., Dutta R.K. Effect of micronutrients on yield and yield attributes of mulberry (*Morus alba* L.). *Indian Journal*

- of *Agronomy*. 1994; 39:97-99.
42. Mishra A.K., Das B.K., Ansan M.M. Growth and yield of mulberry (*Morus alba*) as influenced by a commercial plant growth regulator. *Sericologia*. 1995; 35(4):691-697.
43. Kasiviswanathan K., Iyengar M.N.S. Preliminary observations on varietal-cum-irrigational response to different levels of N on the seasonal and total yield of mulberry leaf. *Indian Journal of Sericulture*. 1965; 4(4):32-33.
44. Bose P.C., Bindroo B.B. Effect of micronutrients on yield of mulberry in sub-tropical region. *Journal of Crop and Weed*. 2009; 5(2):142-143.
45. Malakouti M.J. The effect of micronutrients in ensuring efficient use of macronutrients. *Turkish Journal of Agriculture and Forestry*. 2008; 32:215-220.
46. Woktole S., Bhaskar R.N. Responses of fresh yield and quality varieties of *M₅* mulberry to bioinoculants, farmyard manure (FYM) and in organic fertilizers under rain-fed conditions. *African Journal of Plant Science*. 2013; 7(4):131-136.